ELR®

VECO

REDUCED GLARE SERIES

A series of downlights with a simplistic design that is available in various sizes, shapes, and finishing. Incorporating ELR's signature modular concept design, LED modules are fully interchangeable with various choices to provide optimal illumination for all kinds of spaces.

- Future proof with upgradeable module
- Multiple accessories options
- Trim thickness < 2mm
- Fixture size of a tennis ball Ø68mm

Fixture Features

IP54

Ceiling Safe

Module Colour Temperature Variation

HE, ProART, ProART98, ComfySHIFT, WARM DIM, tuneWHITE, flexiK, RGBW

Beam Angle

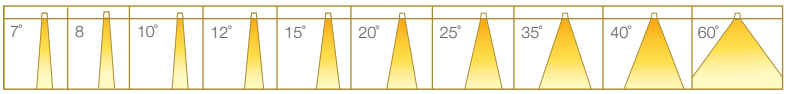

Driver Dimming Variation

(ND) (PH) (AN) (DA) (DT8)

VECO 4 IP 65

RECESSED ROUND FIX DOWNLIGHT LUMINAIRE

#ROUND
#FIX
#NARROWTRIM
#IP65

#ROUND
#FIX
#TRIMLESS
#IP65

TECHNOLOGY AND FEATURES

ATePS
Advanced Thermal Protection System

ComfyEYE
Low Flicker, No Risk (IEEE 1789)

BEAM
Converging Optical Lens Maximising LOR

Ceiling Safe

The information above is at nominal values accuracy of +/-7%. For the latest specifications please refer to the website.

AVAILABLE OPTIONS

FIXTURE COLOUR OPTIONS

Trim Colour Options	Reflector Colour Options: MATT WHITE RAL9003	MATT BLACK RAL9011	CHROME	CHROME BLACK	CHROME GOLD
MATT WHITE RAL9003					
MATT BLACK RAL9011					

ACCESSORIES

****Adapter Ring accessory is necessary when paired with COIN, 35 or 50 series LED module variants.*

Honeycomb Anti-Glare Louvre | Soft Lens | Linear Spread Lens | Comfort Pro | Adapter Ring

LED MODULE

100P | 50PM | 50P | 35P | 50N | 35N | COIN | 35P-HI | 50N-HI | 35N-HI | COIN-HI

**Drivers for 24CV LED modules are sold separately.*

***tuneWHITE and flexiK are recommended to be paired with Soft Lens for better colour mixing effect.*

**Drivers for RGBW LED modules are sold separately.*

		7°	10°	12°	20°	35°	60°
SINGLE CCT (2700K, 3000K, 3500K, 4000K, 5000K) ProART / ProART98	100P			✓	✓	✓	
	50PM / 50P / 35P / 50N / 35N / COIN		✓		✓	✓	
	35P-HI / 50N-HI / 35N-HI / COIN-HI	✓	✓				
ComfySHIFT	35P / 50N		✓		✓	✓	
WARM DIM	100P			✓	✓	✓	
	50P / 35P / 50N / 35N / COIN		✓		✓	✓	
tuneWHITE	100P / 50P / 50N / COIN				✓	✓	
flexiK							
RGBW	100P / 50P					✓	

DRIVER DIMMING

(ND) (PH) (AN) (DA) (DT8)

ELR® MODULAR Essential

VECO 4

IP 65

#ROUND
#FIX
#TRIM
#TRIMLESS



DIMENSIONS (MM)

ROUND

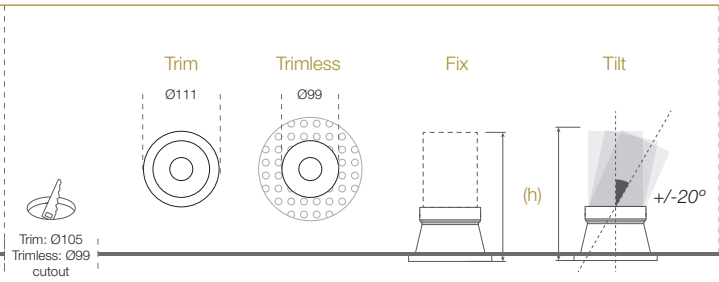

Height (h)

Module	Fix	Tilt
100P:	139	145
50PM:	136	141
50P:	122	125
50N:	119	122
35P / 35N:	93	99
COIN:	69	78
50N-HI:	129	132
35N-HI / 35P-HI:	103	109
COIN-HI:	79	88

Height increase with accessories:

Anti-Glare Louvre	*: Height +6*
Soft Lens	*: Height +3*
Linear Spread Lens	*: Height +3*
Comfort Pro	*: Height +20*

(refer to module driver dimensions)

The information above is at nominal values accuracy of +/-7%. For the latest specifications please refer to the website.

ELR® MODULAR Essential

VECO 4 IP 65

SPECIFICATIONS

FIXTURE	
Family Type	Veco series
Fixture Colours	Matt white, matt black
Reflector Colours	Matt white, matt black, chrome, chrome black, titanium gold
Materials	Aluminium, glass
Accessories	Honeycomb anti-glare louvre, soft lens, linear spread lens, Comfort Pro
Ingress Protection	IP65 (fixture face only)
Weight	225g
LED MODULE & DRIVER	
Family Type	100, 50, 35, COIN series LED modules
Typical Operating Voltage	34V, 12V (constant current LED modules), 48V (48CV LED modules), 24V (24CV LED modules)
Typical Operating Current	130mA - 670mA (please refer to specifications of selected LED module and driver)
System / Input Power	4.5W - 28W (please refer to specifications of selected LED module and driver)
Colour	Black
Materials	Aluminium, plastic
Compatibility	Compatible with ELR size-4 fixtures
Lifetime	50,000 hours (80% lumen maintenance at Ta = 25°C), B10

Beam Angles	7°, 10°, 12°, 20°, 35°, 60°
Colour Temperatures	2700K, 3000K, 3500K, 4000K, 5000K, ComfySHIFT, Warm Dim, tuneWHITE, flexiK, RGBW
CRI	High Efficiency (CRI~85), ProART (CRI~95), ProART98 (CRI~98)
SDCM	2 step MacAdam ellipse binning
Ingress Protection	IP40, IP54 (please refer to specifications of selected LED module and driver)
Weight	60g - 430g (please refer to specifications of selected LED module and driver)
Dimming	Non-dim, phase (leading & trailing edge), 0-10V, DALI
Mains Connection	Screw terminals for convenient connection
Mains Voltage	220-240V, 50Hz (constant current LED modules and drivers), 48V DC constant voltage (48CV LED modules), 24V DC constant voltage (24CV LED modules)
Power Factor	>0.9
Fire Safety	Glow wire test 850°C, UL94V-0, VW-1
Flammability Mark	F
Safety Class	Class 2
Standards	IEC 62031, IEC 61347-2-13
Regulatory Markings	CE, CB, CCC, RCM, BIS, TIS, SIRIM-ST, RoHS

PHOTOMETRICS

100 PRO

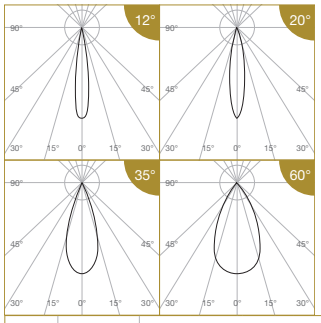

Height (m)		Emax (lx)			
		12°	20°	35°	60°
1	E(0°)	15692	12209	6355	3349
	Cone Ø (m)	0.27	0.41	0.70	1.09
2	E(0°)	3923	3052	1589	837
	Cone Ø (m)	0.53	0.82	1.40	2.17
3	E(0°)	1744	1357	706	372
	Cone Ø (m)	0.80	1.23	2.10	3.26
4	E(0°)	981	763	397	209
	Cone Ø (m)	1.07	1.64	2.80	4.34
5	E(0°)	628	488	254	134
	Cone Ø (m)	1.33	2.05	3.50	5.43

Correction Factor:

100P 23W ~ ƒ = 1.00
100P 17W ~ ƒ = 0.74
100P-48CV 23W ~ ƒ = 0.95
100C-48CV 17W ~ ƒ = 0.70

ELR LED Module				100P	
LED Power				23W	17W
System Power				28W	20.7W
	Type	Beam Angle	CRI		
Luminous Flux (lm)	Single CCT (3000K)	12°	High Efficiency ProART CRI~95	2577	1905
			ProART98 CRI~98	1726	1277
		20°	High Efficiency ProART CRI~95	2919	2157
			ProART98 CRI~98	1955	1446
		35°	High Efficiency ProART CRI~95	2981	2203
			ProART98 CRI~98	1997	1476
		60°	High Efficiency ProART CRI~95	2981	2203
			ProART98 CRI~98	1997	1476
Input Power (48CV)				23W	17W
	Type	Beam Angle	CRI		
Luminous Flux (lm)	48CV Single CCT (3000K)	12°	High Efficiency ProART CRI~95	2449	1809
			ProART98 CRI~98	1641	1213
		20°	High Efficiency ProART CRI~95	2773	2049
			ProART98 CRI~98	1858	1373
		35°	High Efficiency ProART CRI~95	2832	2093
			ProART98 CRI~98	1898	1403
		60°	High Efficiency ProART CRI~95	2832	2093
			ProART98 CRI~98	1898	1403

Data are based on 3000K (High Efficiency ProART CRI~95). Nominal data of 2700K and 3500K are shared with 3000K.
Higher CCT of 4000K and 5000K will have a nominal data value of 5% higher than published. (ƒ = 1.05)
ProART98 CRI~98 will have a nominal data value of 33% lower than published. (ƒ = 0.67)

Nominal CRI~95, equals to Ra>90~97, R9>50
Nominal CRI~98, equals to Ra>97~99, R9>93

VECO 4 IP 65

PHOTOMETRICS

100 PRO WARM DIM

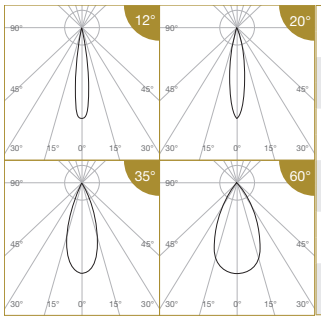

Height (m)		Emax (lx)			
		12°	20°	35°	60°
1	E(0°)	9299	7235	3766	1984
	Cone Ø (m)	0.27	0.41	0.70	1.09
2	E(0°)	2325	1809	941	496
	Cone Ø (m)	0.53	0.82	1.40	2.17
3	E(0°)	1033	804	418	220
	Cone Ø (m)	0.80	1.23	2.10	3.26
4	E(0°)	581	452	235	124
	Cone Ø (m)	1.07	1.64	2.80	4.34
5	E(0°)	372	289	151	79
	Cone Ø (m)	1.33	2.05	3.50	5.43

ELR LED Module				100P
LED Power				23W
System Power				28W
	Type	Beam Angle	CRI	
Luminous Flux (lm)	Warm Dim (3100K)	12°	ProART CRI~95	1527
		20°		1730
		35°		1766
		60°		1766

Data are based on maximum output at 3100K.

Nominal CRI~95, equals to Ra>90~97, R9>50

100 PRO tuneWHITE/flexiK

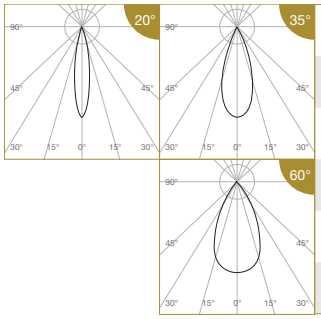

Height (m)		Emax (lx)		
		20°	35°	60°
1	E(0°)	9004	4687	2470
	Cone Ø (m)	0.41	0.70	1.09
2	E(0°)	2251	1172	617
	Cone Ø (m)	0.82	1.40	2.17
3	E(0°)	1000	521	274
	Cone Ø (m)	1.23	2.10	3.26
4	E(0°)	563	293	154
	Cone Ø (m)	1.64	2.80	4.34
5	E(0°)	360	187	99
	Cone Ø (m)	2.05	3.50	5.43

ELR LED Module				100P
LED Power				23W
System Power				28W
	Type	Beam Angle	CRI	
Luminous Flux (lm)	tuneWHITE / flexiK (5500K)	20°	ProART CRI~95	2153
		35°		2198
		60°		2198

Data are based on maximum output at 5000K - 5500K range.
3500K - 5000K will have a nominal data value of 5% lower than published.
2700K - 3500K will have a nominal data value of 10% lower than published.
2400K - 2700K will have a nominal data value of 20% lower than published.
1800K - 2400K will have a nominal data value of 30% lower than published.

Nominal CRI~95, equals to Ra>90~97, R9>50

100 PRO RGBW

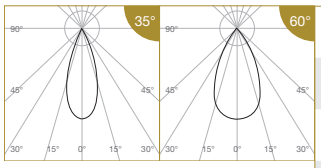

Height (m)		Emax (lx)	
		35°	60°
1	E(0°)	2077	1095
	Cone Ø (m)	0.70	1.09
2	E(0°)	519	274
	Cone Ø (m)	1.40	2.17
3	E(0°)	231	122
	Cone Ø (m)	2.10	3.26
4	E(0°)	130	68
	Cone Ø (m)	2.80	4.34
5	E(0°)	83	44
	Cone Ø (m)	3.50	5.43

ELR LED Module				100P
LED Power				22W
System Power				26W
	Type	Beam Angle	CRI	
Luminous Flux (lm)	RGBW	35°	N/A	974
		60°		974

Data are based on maximum output of all 4 RGBW channels.

The information above is at nominal values accuracy of +/-7%. For the latest specifications please refer to the website.

VECO 4

IP 65

MODULAR CONCEPT: FIXTURE → MODULE → DRIVER

PHOTOMETRICS

50 PRO

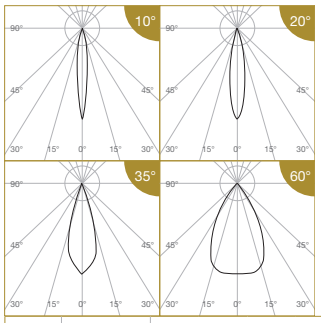

Height (m)		Emax (lx) 10°	20°	35°	60°
1	E(0°)	9777	6739	3963	1532
	Cone Ø (m)	0.19	0.34	0.60	1.15
2	E(0°)	2444	1685	991	383
	Cone Ø (m)	0.38	0.68	1.19	2.30
3	E(0°)	1086	749	440	170
	Cone Ø (m)	0.57	1.03	1.79	3.45
4	E(0°)	611	421	248	96
	Cone Ø (m)	0.76	1.37	2.38	4.60
5	E(0°)	391	270	159	61
	Cone Ø (m)	0.95	1.71	2.98	5.75

ELR LED Module				50P		35P	50N	35N	COIN	50PM
LED Power				12W	10W	8W	7.5W	5.5W	4.5W	17W
System Power				14.6W	12.2W	9.8W	9.4W	6.9W	5.5W	20.7W
	Type	Beam Angle	CRI							
Luminous Flux (lm)	Single CCT (3000K)	10°	High Efficiency ProART CRI~95	1096	913	730	685	502	411	1411
			ProART98 CRI~98	734	612	490	459	336	276	945
		20°	High Efficiency ProART CRI~95	1507	1256	1004	942	691	565	1945
			ProART98 CRI~98	1009	842	673	631	463	379	1303
		35°	High Efficiency ProART CRI~95	1523	1269	1015	952	698	572	1966
			ProART98 CRI~98	1020	851	681	638	468	383	1317
		60°	High Efficiency ProART CRI~95	1555	1296	1037	972	713	584	2007
			ProART98 CRI~98	1042	869	695	652	478	391	1345

Input Power (48CV)				12W	10W
	Type	Beam Angle	CRI		
Luminous Flux (lm)	48CV Single CCT (3000K)	10°	High Efficiency ProART CRI~95	1041	867
			ProART98 CRI~98	697	581
		20°	High Efficiency ProART CRI~95	1431	1193
			ProART98 CRI~98	959	800
		35°	High Efficiency ProART CRI~95	1447	1206
			ProART98 CRI~98	969	808
		60°	High Efficiency ProART CRI~95	1477	1232
			ProART98 CRI~98	990	826

Correction Factor:

50P 12W ~ ƒ = 1.00
50P 10W ~ ƒ = 0.83
35P 8W ~ ƒ = 0.67
50N 7.5W ~ ƒ = 0.63
35N 5.5W ~ ƒ = 0.46
COIN 4.5W ~ ƒ = 0.38
50PM 17W ~ ƒ = 1.29
50P-48CV 12W ~ ƒ = 0.95
50C-48CV 10W ~ ƒ = 0.79

Data are based on 3000K (High Efficiency ProART CRI~95). Nominal data of 2700K and 3500K are shared with 3000K. Higher CCT of 4000K and 5000K will have a nominal data value of 5% higher than published. (ƒ = 1.05) ProART98 CRI~98 will have a nominal data value of 33% lower than published. (ƒ = 0.67)

Nominal CRI~95, equals to Ra>90~97, R9>50
Nominal CRI~98, equals to Ra>97~99, R9>93

50 PRO 24CV

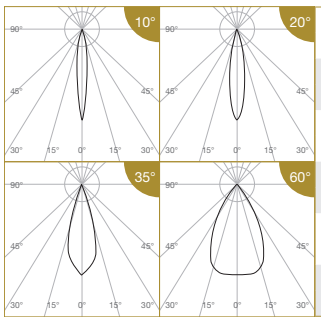

Height (m)		Emax (lx) 10°	20°	35°	60°
1	E(0°)	6108	3712	2183	844
	Cone Ø (m)	0.19	0.34	0.60	1.15
2	E(0°)	1527	928	546	211
	Cone Ø (m)	0.37	0.68	1.19	2.30
3	E(0°)	679	412	243	94
	Cone Ø (m)	0.56	1.03	1.79	3.45
4	E(0°)	382	232	136	53
	Cone Ø (m)	0.74	1.37	2.38	4.60
5	E(0°)	244	148	87	34
	Cone Ø (m)	0.93	1.71	2.98	5.75

ELR LED Module				50P		35P	COIN
Input Power (24CV)				12W	10W	8W	4.5W
	Type	Beam Angle	CRI				
Luminous Flux (lm)	24CV Single CCT (3000K)	10°	High Efficiency CRI~85	805	664	523	307
			ProART CRI~95	685	564	445	261
			ProART98 CRI~98	564	465	366	215
		20°	High Efficiency CRI~85	977	800	688	381
			ProART CRI~95	830	680	585	325
			ProART98 CRI~98	684	560	482	267
		35°	High Efficiency CRI~85	987	808	696	385
			ProART CRI~95	839	687	591	328
			ProART98 CRI~98	691	566	487	270
		60°	High Efficiency CRI~85	1008	826	710	394
			ProART CRI~95	857	702	604	335
			ProART98 CRI~98	706	578	497	276

Correction Factor:

50P-24CV 12W (10°) ~ ƒ = 1.00
50P-24CV 10W (10°) ~ ƒ = 0.82
35P-24CV 8W (10°) ~ ƒ = 0.65
COIN-24CV 4.5W (10°) ~ ƒ = 0.38

50P-24CV 12W (20°, 35°, 60°) ~ ƒ = 1.00
50P-24CV 10W (20°, 35°, 60°) ~ ƒ = 0.82
35P-24CV 8W (20°, 35°, 60°) ~ ƒ = 0.70
COIN-24CV 4.5W (20°, 35°, 60°) ~ ƒ = 0.39

Data are based on 3000K (ProART CRI~95). Nominal data of 2700K and 3500K are shared with 3000K. Higher CCT of 4000K and 5000K will have a nominal data value of 5% higher than published. (ƒ = 1.05) High Efficiency CRI~85 will have a nominal data value of 15% higher than published. (ƒ = 1.17) ProART98 CRI~98 will have a nominal data value of 18% lower than published. (ƒ = 0.82)

Nominal CRI~85, equals to Ra>80~87, R9>0
Nominal CRI~95, equals to Ra>90~97, R9>50
Nominal CRI~98, equals to Ra>97~99, R9>93

VECO 4 IP 65

PHOTOMETRICS

35 PRO HIGH INTENSITY 8W

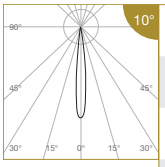

Height (m)		Emax (lx)
		10°
1	E(0°)	10860
	Cone Ø (m)	0.19
2	E(0°)	2715
	Cone Ø (m)	0.37
3	E(0°)	1207
	Cone Ø (m)	0.56
4	E(0°)	679
	Cone Ø (m)	0.74
5	E(0°)	434
	Cone Ø (m)	0.93

ELR LED Module				35P-HI	50N-HI	35N-HI	COIN-HI
LED Power				8W	7.5W	5.5W	4.5W
System Power				9.8W	9.4W	6.9W	5.5W
Luminous Flux (lm)	Type	Beam Angle	CRI				
	Single CCT (3000K)	10°	High Efficiency CRI~85	587	552	405	329
			ProART CRI~95	499	469	344	280
			ProART98 CRI~98	411	386	284	231

Data are based on 3000K (ProART CRI~95). Nominal data of 2700K and 3500K are shared with 3000K.
Higher CCT of 4000K and 5000K will have a nominal data value of 5% higher than published. (f = 1.05)
High Efficiency CRI~85 will have a nominal data value of 15% higher than published. (f = 1.17)
ProART98 CRI~98 will have a nominal data value of 18% lower than published. (f = 0.82)

Nominal CRI~85, equals to Ra>80~87, R9>0
Nominal CRI~95, equals to Ra>90~97, R9>50
Nominal CRI~98, equals to Ra>97~99, R9>93

Correction Factor:

35P-HI 8W ~ f = 1.00
50N-HI 7.5W ~ f = 0.94
35N-HI 5.5W ~ f = 0.69
COIN-HI 4.5W ~ f = 0.56

35 PRO HIGH INTENSITY 6.2W

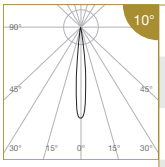

Height (m)		Emax (lx)
		7°
1	E(0°)	14712
	Cone Ø (m)	0.11
2	E(0°)	3678
	Cone Ø (m)	0.22
3	E(0°)	1635
	Cone Ø (m)	0.32
4	E(0°)	919
	Cone Ø (m)	0.43
5	E(0°)	588
	Cone Ø (m)	0.54

ELR LED Module				35P-HI
LED Power				8W
System Power				9.8W
Luminous Flux (lm)	Type	Beam Angle	CRI	
	Single CCT (3000K)	7°	High Efficiency CRI~85	330
			ProART CRI~95	281

Data are based on 3000K (ProART CRI~95). Nominal data of 2700K and 3500K are shared with 3000K.
Higher CCT of 4000K and 5000K will have a nominal data value of 5% higher than published. (f = 1.05)
High Efficiency CRI~85 will have a nominal data value of 15% higher than published. (f = 1.17)

Nominal CRI~85, equals to Ra>80~87, R9>0
Nominal CRI~95, equals to Ra>90~97, R9>50

35 PRO ComfySHIFT

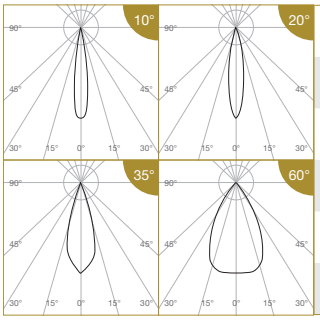

Height (m)		Emax (lx)			
		10°	20°	35°	60°
1	E(0°)	3236	2664	1566	606
	Cone Ø (m)	0.27	0.34	0.60	1.15
2	E(0°)	809	666	392	151
	Cone Ø (m)	0.53	0.68	1.19	2.30
3	E(0°)	360	296	174	67
	Cone Ø (m)	0.80	1.03	1.79	3.45
4	E(0°)	202	166	98	38
	Cone Ø (m)	1.07	1.37	2.38	4.60
5	E(0°)	129	107	63	24
	Cone Ø (m)	1.33	1.71	2.98	5.75

ELR LED Module				35P	50N
LED Power				8W	7.5W
System Power				9.8W	9.4W
Luminous Flux (lm)	Type	Beam Angle	CRI		
	ComfySHIFT (3100K)	10°	ProART CRI~95	531	498
		20°		595	558
		35°		602	564
		60°		614	576

Data are based on maximum output at 3100K.

Nominal CRI~95, equals to Ra>90~97, R9>50

Correction Factor:

35P 8W CS ~ f = 1.00
50N 7.5W CS ~ f = 0.94

The information above is at nominal values accuracy of +/-7%. For the latest specifications please refer to the website.

ELR® MODULAR Essential

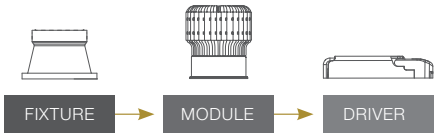

VECO 4 IP 65

ORDERING MATRIX CHART

50 PRO WARM DIM

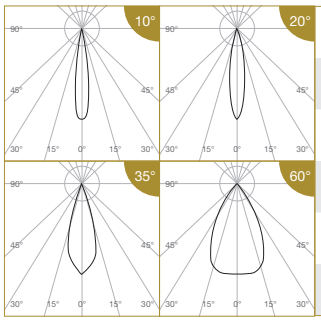

Height (m)		Emax (lx) 10°	20°	35°	60°
1	E(0°)	4852	3994	2349	908
	Cone Ø (m)	0.27	0.34	0.60	1.15
2	E(0°)	1213	998	587	227
	Cone Ø (m)	0.53	0.68	1.19	2.30
3	E(0°)	539	444	261	101
	Cone Ø (m)	0.80	1.03	1.79	3.45
4	E(0°)	303	250	147	57
	Cone Ø (m)	1.07	1.37	2.38	4.60
5	E(0°)	194	160	94	36
	Cone Ø (m)	1.33	1.71	2.98	5.75

ELR LED Module				50P	35P	50N	35N	COIN
LED Power				12W	8W	7.5W	5.5W	4.5W
System Power				14.6W	9.8W	9.4W	6.9W	5.5W
	Type	Beam Angle	CRI					
Luminous Flux (lm)	Warm Dim (3100K)	10°	ProART CRI~95	797	531	498	365	299
		20°		893	595	558	409	335
		35°		902	602	564	414	338
		60°		922	614	576	422	346

Data are based on maximum output at 3100K.

Nominal CRI~95, equals to Ra>90~97, R9>50

Correction Factor:

50P 12W WD ~ ƒ = 1.00
35P 8W WD ~ ƒ = 0.67
50N 7.5W WD ~ ƒ = 0.63
35N 5.5W WD ~ ƒ = 0.46
COIN 4.5W WD ~ ƒ = 0.38

50 PRO tuneWHITE/flexiK

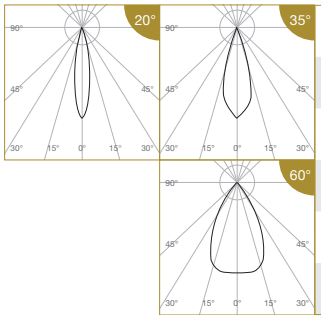

Height (m)		Emax (lx) 20°	35°	60°
1	E(0°)	4950	2911	1126
	Cone Ø (m)	0.34	0.60	1.15
2	E(0°)	1238	728	281
	Cone Ø (m)	0.68	1.19	2.30
3	E(0°)	550	323	125
	Cone Ø (m)	1.03	1.79	3.45
4	E(0°)	309	182	70
	Cone Ø (m)	1.37	2.38	4.60
5	E(0°)	198	116	45
	Cone Ø (m)	1.71	2.98	5.75

ELR LED Module				50P	35P	50N	COIN
LED Power				12W	8W	7.5W	4.5W
System Power				14.6W	9.8W	9.4W	5.5W
	Type	Beam Angle	CRI				
Luminous Flux (lm)	tuneWHITE / flexiK (5500K)	20°	ProART CRI~95	1107	753	730	419
		35°		1119	761	738	423
		60°		1142	778	754	432

Data are based on maximum output at 5000K - 5500K range.
3500K - 5000K will have a nominal data value of 5% lower than published.
2700K - 3500K will have a nominal data value of 10% lower than published.
2400K - 2700K will have a nominal data value of 20% lower than published.
1800K - 2400K will have a nominal data value of 30% lower than published.

Nominal CRI~95, equals to Ra>90~97, R9>50

Correction Factor:

50P 12W TW / FK ~ ƒ = 1.00
35P 8W TW / FK ~ ƒ = 0.68
50N 7.5W TW / FK ~ ƒ = 0.66
COIN 4.5W TW / FK ~ ƒ = 0.38

50 PRO RGBW

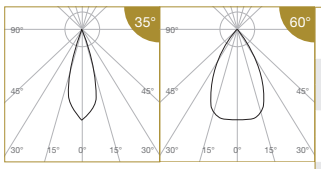

Height (m)		Emax (lx) 35°	60°
1	E(0°)	1480	572
	Cone Ø (m)	0.60	1.15
2	E(0°)	370	143
	Cone Ø (m)	1.19	2.30
3	E(0°)	164	64
	Cone Ø (m)	1.79	3.45
4	E(0°)	93	36
	Cone Ø (m)	2.38	4.60
5	E(0°)	59	23
	Cone Ø (m)	2.98	5.75

ELR LED Module				50P
LED Power				12W
System Power				14.6W
	Type	Beam Angle	CRI	
Luminous Flux (lm)	RGBW	35°	N/A	569
		60°		581

Data are based on maximum output of all 4 RGBW channels.

ELR® MODULAR Essential

VECO 4 IP 65

FIXTURE & ACCESSORIES ORDERING MATRIX CHART

Fixture										
Type	Trim Options		Shape		Angle		Colour		Reflector Colour	
VECO-4.IP65	._____		._____		._____		._____		._____	
	NT	Narrow Trim	**RD**	Round	**FX**	Fix	**WH**	Matt White	**WH**	Matt White
	X	Trimless					**MB**	Matt Black	**MB**	Matt Black
									CR	Chrome
									CB	Chrome Black
									TG	Titanium Gold

example: VECO-4.IP65.NT.RD.FX.WH.CR

Note: Custom RAL colour options available.

Accessories			
Type	Accessory		Fixture Size
MP.ACC	._____		**-4**
	AGL	Anti-Glare Louvre	
	SL	Soft Lens	
	LSL	Linear Spread Lens	
	CP	Comfort Pro	
	ADT	Adapter Ring***	
	CMB	COIN Module Bracket****	

****Adapter Ring accessory is necessary when paired with COIN, 35 or 50 series LED module variants.*
*****COIN Module Bracket is necessary when paired with COIN LED module variants.*

example:
MP.ACC.CP-4

COMPATIBLE LED MODULES & DRIVERS ORDERING MATRIX CHART

Single CCT LED Module							
LED Power		Beam Angle		Colour Temp		CRI	
._____		._____		._____		._____	
ELR100P.23	23W	**12**	12°	**27**	2700K	**PA**	ProART
ELR100P.17	17W	**20**	20°	**30**	3000K	**PP**	ProART98
		35	35°	**35**	3500K		
		60	60°	**40**	4000K		
				50	5000K		
ELR50PM.17	17W	**10**	10°	**27**	2700K	**PA**	ProART
ELR50P.12	12W	**20**	20°	**30**	3000K	**PP**	ProART98
ELR50P.10	10W	**35**	35°	**35**	3500K		
ELR35P.8	8W	**60**	60°	**40**	4000K		
ELRCOIN.4	4.5W			**50**	5000K		

example: ELR100P.23.35.30.PA

Driver					
Type		Dimming		Output Power	
._____		._____		._____	
MP.DRA	Modular Pro ATePS Driver	**ND**	Non-Dim	**23**	23W
		PH	Phase	**17**	17W
		AN	0-10V	**12**	12W
		DA	DALI	**10**	10W
				8	8W
				4	4.5W

example: MP.DRA.DA.23
Note: Please ensure that LED Power of LED module matches the Output Power of driver when ordering.

The information above is at nominal values accuracy of +/-7%. For the latest specifications please refer to the website.

ELR® MODULAR Essential

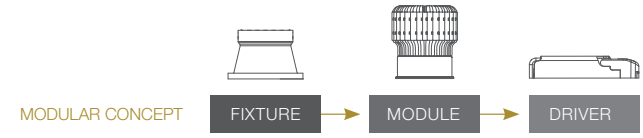

VECO 4 IP 65

COMPATIBLE LED MODULES & DRIVERS ORDERING MATRIX CHART

Single CCT Integrated LED Module									
LED Power		Beam Angle		Colour Temp		CRI		Dimming	
.____		.____		.____		.____		.____	
ELR50N.7	7.5W	**10**	10°	**27**	2700K	**PA**	ProART	**ND**	Non-Dim
ELR35N.5	5.5W	**20**	20°	**30**	3000K	**PP**	ProART98	**PH**	Phase
		35	35°	**35**	3500K			**AN**	0-10V
		60	60°	**40**	4000K			**DA**	DALI
				50	5000K				

example: ELR50N.7.35.30.PA.DA

Single CCT 48CV LED Module							
Input Power		Beam Angle		Colour Temp		CRI	
.____		.____		.____		.____	
ELR100P-48CV.23	23W	**12**	12°	**27**	2700K	**PA**	ProART
ELR100P-48CV.17	17W	**20**	20°	**30**	3000K	**PP**	ProART98
		35	35°	**35**	3500K		
		60	60°	**40**	4000K		
				50	5000K		
ELR50P-48CV.12	12W	**10**	10°	**27**	2700K	**PA**	ProART
ELR50P-48CV.10	10W	**20**	20°	**30**	3000K	**PP**	ProART98
		35	35°	**35**	3500K		
		60	60°	**40**	4000K		
				50	5000K		

example: ELR100P-48CV.23.35.30.PA
Note: Drivers for 48CV LED modules are sold separately.

Single CCT 24CV LED Module							
Input Power		Beam Angle		Colour Temp		CRI	
.____		.____		.____		.____	
ELR50P-24CV.12	12W	**10**	10°	**27**	2700K	**HE**	Ra~85
ELR50P-24CV.10	10W	**20**	20°	**30**	3000K	**PA**	ProART
ELR35P-24CV.8	8W	**35**	35°	**35**	3500K	**PP**	ProART98
ELRCOIN-24CV.4	4.5W	**60**	60°	**40**	4000K		
				50	5000K		

example: ELR50P-24CV.12.35.30.HP

Note: Drivers for 24CV LED modules are sold separately.

ELR® MODULAR Essential

VECO 4 IP 65

COMPATIBLE LED MODULES & DRIVERS ORDERING MATRIX CHART

Single CCT High Intensity LED Module							
LED Power		Beam Angle		Colour Temp		CRI	
.____		.____		.____		.____	
ELR35P-HI.8	8W	**10**	10°	**27**	2700K	**HE**	Ra~85
ELRCOIN-HI.4	4.5W			**30**	3000K	**PA**	ProART
				35	3500K	**PP**	ProART98
				40	4000K		
				50	5000K		
ELR35P-HI.6	6.2W	**7**	7°	**27**	2700K	**HE**	Ra~85
				30	3000K	**PA**	ProART
				35	3500K		
				40	4000K		
				50	5000K		

example: ELR35P-HI.8.10.30.PA

Driver					
Type		Dimming		Output Power	
.____		.____		.____	
MP.DRA	Modular Pro ATePS Driver	**ND**	Non-Dim	**8**	8W
		PH	Phase	**4**	4.5W
		AN	0-10V		
		DA	DALI		
MP.DRN.12	Modular Pro Driver 12V	**ND**	Non-Dim	**6**	6.2W
		PH	Phase		
		AN	0-10V		
		DA	DALI		

example: MP.DRA.DA.8

Note: Please ensure that LED Power of LED module matches the Output Power of driver when ordering.

Single CCT High Intensity Integrated LED Module									
LED Power		Beam Angle		Colour Temp		CRI		Dimming	
.____		.____		.____		.____		.____	
ELR50N-HI.7	7.5W	**10**	10°	**27**	2700K	**HE**	Ra~85	**ND**	Non-Dim
ELR35N-HI.5	5.5W			**30**	3000K	**PA**	ProART	**PH**	Phase
				35	3500K	**PP**	ProART98	**AN**	0-10V
				40	4000K			**DA**	DALI
				50	5000K				

example: ELR50N-HI.7.35.30.PA.DA

ComfySHIFT LED Module							
LED Power		Beam Angle		Colour Temp		CRI	
.____		.____		.____		.____	
ELR35P.8	8W	**10**	10°	**CS**	ComfySHIFT	**PA**	ProART
		20	20°				
		35	35°				
		60	60°				

example: ELR35P.8.35.CS.PA

Driver							
Type		Dimming		Output Power		Colour Temp	
.____		.____		.____		.____	
MP.DRN	Modular Pro Driver	**ND**	Non-Dim	**8**	8W	**CS**	ComfySHIFT

example: MP.DRN.ND.8.CS

ComfySHIFT Integrated LED Module									
LED Power		Beam Angle		Colour Temp		CRI		Dimming	
.____		.____		.____		.____		.____	
ELR50N.7	7.5W	**10**	10°	**CS**	ComfySHIFT	**PA**	ProART	**ND**	Non-Dim
		20	20°						
		35	35°						
		60	60°						

example: ELR50N.7.35.CS.PA.ND

The information above is at nominal values accuracy of +/-7%. For the latest specifications please refer to the website.

ELR® MODULAR Essential

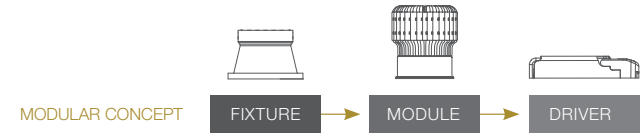

VECO 4 IP 65

COMPATIBLE LED MODULES & DRIVERS ORDERING MATRIX CHART

Warm Dim LED Module							
LED Power		Beam Angle		Colour Temp		CRI	
.____		.____		.____		.____	
ELR100P.23	23W	**12**	12°	**WD**	Warm Dim	**PA**	ProART
		20	20°				
		35	35°				
		60	60°				
ELR50P.12	12W	**10**	10°	**WD**	Warm Dim	**PA**	ProART
ELR35P.8	8W	**20**	20°				
ELRCOIN.4	4.5W	**35**	35°				
		60	60°				

example: ELR100P.23.35.WD.PA

Driver					
Type		Dimming		Output Power	
.____		.____		.____	
MP.DRA	Modular Pro ATePS Driver	**PH**	Phase	**23**	23W
		AN	0-10V	**12**	12W
		DA	DALI	**8**	8W
				4	4.5W

example: MP.DRA.DA.23
Note: Please ensure that LED Power of LED module matches the Output Power of driver when ordering.

Warm Dim Integrated LED Module									
LED Power		Beam Angle		Colour Temp		CRI		Dimming	
.____		.____		.____		.____		.____	
ELR50N.7	7.5W	**10**	10°	**WD**	Warm Dim	**PA**	ProART	**PH**	Phase
ELR35N.5	5.5W	**20**	20°					**AN**	0-10V
		35	35°					**DA**	DALI
		60	60°						

example: ELR50N.7.35.WD.PA.DA

tuneWHITE LED Module							
LED Power		Beam Angle		Colour Temp		CRI	
.____		.____		.____		.____	
ELR100P.23	23W	**20**	20°	**TW1840**	tuneWHITE 1800K-4000K	**PA**	ProART
ELR50P.12	12W	**35**	35°	**TW2755**	tuneWHITE 2700K-5500K		
ELR35P.8	8W	**60**	60°				
ELRCOIN.4	4.5W						

example: ELR100P.23.35.TW2755.PA

Driver							
Type		Dimming		Output Power		Colour Temp	
.____		.____		.____		.____	
MP.DRA	Modular Pro ATePS Driver	**DT8**	DALI DT8	**23**	23W	**TW1840**	tuneWHITE 1800K-4000K
				12	12W	**TW2755**	tuneWHITE 2700K-5500K
				8	8W		
				4	4.5W		

example: MP.DRA.DT8.23.TW2755

Note: Please ensure that LED Power and Colour Temperature selection of LED module matches the Output Power and Colour Temperature selection of driver when ordering.

tuneWHITE Integrated LED Module									
LED Power		Beam Angle		Colour Temp		CRI		Dimming	
.____		.____		.____		.____		.____	
ELR50N.7	7.5W	**20**	20°	**TW1840**	tuneWHITE 1800K-4000K	**PA**	ProART	**DT8**	DALI DT8
		35	35°	**TW2755**	tuneWHITE 2700K-5500K				
		60	60°						

example: ELR50N.7.35.TW2755.PA.DT8

ELR® MODULAR Essential

VECO 4 IP 65

COMPATIBLE LED MODULES & DRIVERS ORDERING MATRIX CHART

flexiK LED Module							
LED Power		Beam Angle		Colour Temp		CRI	
.____		.____		.____		.____	
ELR100P.23	23W	**20**	20°	**FK##**	flexiK	**PA**	ProART
ELR50P.12	12W	**35**	35°				
ELR35P.8	8W	**60**	60°				
ELRCOIN.4	4.5W						

denotes the first two digits of preferred CCT ranging from 1800K to 5500K by increment of 100K.
example: ELR100P.23.35.FK43.PA

Driver					
Type		Dimming		Output Power	
.____		.____		.____	
MP.DRA	Modular Pro ATePS Driver	**PH**	Phase	**23**	23W
		AN	0-10V	**12**	12W
		DA	DALI	**8**	8W
				4	4.5W

example: MP.DRA.DA.23

Note: Please ensure that LED Power of LED module matches the Output Power of driver when ordering.

flexiK Integrated LED Module									
LED Power		Beam Angle		Colour Temp		CRI		Dimming	
.____		.____		.____		.____		.____	
ELR50N.7	7.5W	**20**	20°	**FK##**	flexiK	**PA**	ProART	**PH**	Phase
		35	35°					**AN**	0-10V
		60	60°					**DA**	DALI

denotes the first two digits of preferred CCT ranging from 1800K to 5500K by increment of 100K.
example: ELR50N.7.35.FK43.PA.DA

RGBW LED Module					
LED Power		Beam Angle		Colour Temp	
.____		.____		.____	.____
ELR100P.23	23W	**35**	35°	**RGBW**	Red, Green, Blue, White
ELR50P.12	12W	**60**	60°		

example: ELR100P.12.35.RGBW

Note: Drivers for RGBW LED modules are sold separately.

The information above is at nominal values accuracy of +/-7%. For the latest specifications please refer to the website.